

# Metrics Income Opportunities Trust (ASX:MOT)

## Trust Information

### Trust

Metrics Income Opportunities Trust (MOT)  
ARSN 631 320 628

### Responsible Entity

The Trust Company (RE Services) Limited  
ACN 003 278 831; AFSL 235 150

### Manager

Metrics Credit Partners Pty Ltd (ACN 150 646 996; AFSL 416 146) is an alternative asset manager with expertise in fixed income, private credit, equity and capital markets and forms part of the Metrics Credit Holdings Pty Ltd (ACN 150 647 091) group, which collectively manages assets in excess of A\$35 billion.

### Investment Objective

Provide monthly cash income, preserve investor capital and manage investment risks while seeking to provide potential for upside gains through investment in private credit and other assets such as warrants, options, preference shares and equity.

### Investment Strategy

Provide exposure to the full spectrum of private credit investments. MOT will be mostly exposed to loans, notes and bonds, however may also provide investors with the potential for upside gains through exposure to private equity and equity-like investments.

### Target Return

- ▶ Target Cash Return of 7% p.a. net of fees paid monthly.
- ▶ Target Total Return of 8-10% p.a. net of fees through the economic cycle.

### Investment Highlights

- ▶ Experienced and active management team with proven track record in originating and managing private credit investments
- ▶ Monthly cash income\* with potential to participate in upside gains
- ▶ Access to the private credit market and asset class diversification
- ▶ ASX market liquidity

## Unit Price and NAV<sup>1</sup>

<b>ASX Ticker Code</b>	MOT
<b>Price / NAV (share)<sup>2</sup></b>	\$1.85 / \$2.16
<b>Market Cap. / NAV<sup>2</sup></b>	\$617m / \$720m
<b>Unit Pricing</b>	Daily
<b>Distributions</b>	Monthly

## Platforms

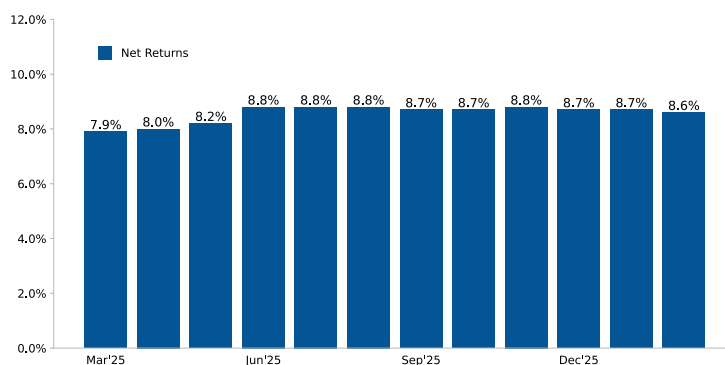
AMP North	Asgard
BT Panorama <sup>^</sup>	CFS Firstwrap
HUB24	Macquarie Wrap**
Mason Stevens	Netwealth
Powerwrap	Praemium
<sup>^</sup> IDPS Only	

## Fund Performance<sup>3</sup>

	1 MTH	3 MTH	TYR	3 YR	5 YR	INCEP <sup>4</sup>
<b>Net Return (%)</b>	0.52	1.82	8.63	9.06	9.30	8.81
<b>Distribution (%)</b>	0.43	1.58	7.83	8.50	7.92	7.61

**NOTE:** Past performance is not a reliable indicator of future performance. Returns over 1 month are compounded monthly.

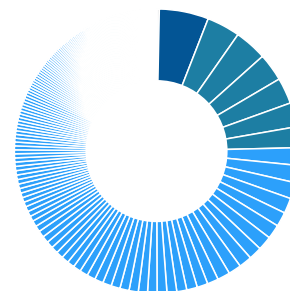
## Trailing 12-Months Net Returns<sup>3</sup>



## Portfolio Construction<sup>5</sup>

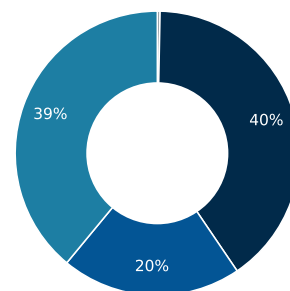
### Investment Diversity<sup>6</sup>

- Cash
- >10%
- 5-10%
- 2-5%
- <2%



### Investment Type

- Cash (0%)
- Senior Loans (40%)
- Subordinated Loans (20%)
- Equity & Equity-Like (39%)



## Other Fund Settings

<b>Number of Individual Investments<sup>5</sup></b>	277
<b>New / Exited Investments</b>	6 / 3
<b>Senior Ranking (%)</b>	41%
<b>Interest Duration (days)<sup>7,9</sup></b>	22
<b>Credit Duration (years)<sup>8,9</sup></b>	1.2

# Metrics Income Opportunities Trust (ASX:MOT)

## Fund Returns (Net)<sup>3,10,11</sup>

(%)	JAN	FEB	MAR	APR	MAY	JUN	JUL	AUG	SEP	OCT	NOV	DEC	YTD
<b>2026</b>	0.59	0.52											1.11
<b>2025</b>	0.64	0.58	0.58	0.77	0.80	1.14	0.72	0.60	0.58	0.67	0.64	0.69	8.42
<b>2024</b>	0.85	0.80	0.76	0.70	0.61	0.57	0.71	0.58	0.65	0.74	0.54	0.72	8.23
<b>2023</b>	0.86	0.72	0.80	0.69	0.85	0.79	0.87	0.89	0.84	0.95	0.81	0.90	9.97
<b>2022</b>	0.58	0.57	0.52	0.50	0.56	0.55	0.55	0.65	0.69	0.71	0.67	0.80	7.35
<b>2021</b>	0.60	0.48	0.67	0.56	0.57	0.56	0.53	0.53	0.61	0.55	0.65	4.42	10.72
<b>2020</b>	0.61	0.60	0.59	0.60	0.60	0.62	0.73	0.67	0.55	0.63	0.56	0.78	7.54
<b>2019</b>				0.15	0.36	0.58	0.74	0.68	0.56	0.65	0.47	0.66	4.86

## Distributions<sup>12</sup>

(CENTS/UNIT)	JAN	FEB	MAR	APR	MAY	JUN	JUL	AUG	SEP	OCT	NOV	DEC	YTD
<b>2026</b>	1.22	0.92											2.14
<b>2025</b>	1.60	1.26	1.32	1.32	1.68	2.66	1.20	1.25	1.06	1.23	1.14	1.25	16.97
<b>2024</b>	1.66	1.60	1.46	1.40	1.27	1.27	1.44	1.23	1.28	1.64	1.11	1.32	16.68
<b>2023</b>	1.62	1.39	1.50	1.36	1.62	1.59	1.60	1.86	1.52	1.99	2.06	1.68	19.79
<b>2022</b>	0.98	0.62	1.48	1.53	1.06	1.17	0.98	1.28	1.25	1.41	1.32	1.57	14.65
<b>2021</b>	1.64	0.83	1.01	0.90	0.92	1.65	0.84	0.93	0.93	0.89	1.02	1.75	13.31
<b>2020</b>	1.03	1.05	1.33	1.06	1.00	1.93	1.03	0.85	0.92	0.88	0.95	1.24	13.28
<b>2019</b>				-	-	2.04	-	-	3.57	1.00	1.25	1.09	8.95

## Total Returns<sup>11,13</sup>

(%)	JAN	FEB	MAR	APR	MAY	JUN	JUL	AUG	SEP	OCT	NOV	DEC	YTD
<b>2026</b>	3.49	(3.97)											(0.47)
<b>2025</b>	(3.01)	2.05	(6.60)	2.43	3.07	0.25	4.58	0.58	(5.79)	(2.26)	(0.53)	1.38	(3.84)
<b>2024</b>	1.71	1.21	2.06	2.46	(2.96)	1.98	1.13	0.12	(0.77)	0.77	(0.86)	0.15	6.99
<b>2023</b>	2.23	0.65	(2.68)	1.64	1.26	(0.73)	1.75	1.86	2.67	3.34	0.49	2.20	14.7
<b>2022</b>	0.46	(2.43)	1.63	1.65	(2.71)	(11.53)	10.44	2.08	(0.38)	(0.31)	1.12	0.74	0.76
<b>2021</b>	1.81	(2.31)	1.77	1.95	0.95	1.30	0.90	0.95	0.46	0.92	2.43	5.12	16.26
<b>2020</b>	0.03	(5.75)	(23.04)	8.31	13.35	(7.92)	6.00	7.07	3.98	2.00	(0.31)	4.50	8.18
<b>2019</b>				2.50	(0.49)	1.02	0.98	0.49	1.79	0.02	(0.35)	2.51	8.46

**NOTE:** Past performance is not a reliable indicator of future performance.

Notes: \*The payment of monthly cash income is a goal of the Trust only and neither the Manager or the Responsible Entity provide any representation or warranty (whether express or implied) in relation to the payment of any monthly cash income. \*Macquarie Wrap has restricted applications to the Super menu while they undertake due diligence as part of their standard governance process. Please note IDPS menu is accepting applications. (1) As at close of business month end. (2) Ex-distribution. (3) Returns and distributions are based on NAV unit price, after taking into account all fees and costs. Returns are annualised if over one year. Returns over 1 month are compounded monthly. No allowance has been made for entry fees, expenses or taxation. (4) IPO 29 April 2019. (5) MOT invests in underlying Metrics funds which engage in direct lending activities, metrics based on underlying funds. (6) as a % of fund portfolio. (7) Weighted average to next interest rate roll on underlying loans and cash. (8) Weighted average to final maturity on underlying loans and cash. (9) Calculation excludes equity investments. (10) RBA Cash Rate currently 385bps p.a. (11) YTD returns are not compounded. (12) Distributions paid monthly from October 2019. (13) Calculation includes monthly change in traded unit price and distributions.

### Enquiries

#### Unit Registry

1300 816 157  
[metrics@automicgroup.com.au](mailto:metrics@automicgroup.com.au)

#### General

1300 010 311  
[invest@metrics.com.au](mailto:invest@metrics.com.au)

### Disclaimer

The Trust Company (RE Services) Limited ABN 45 003 278 831 AFSL 235 150 (Perpetual) is the responsible entity of Metrics Income Opportunities Trust (the Trust). This monthly report is authorised for release by Perpetual and has been prepared by Metrics Credit Partners Pty Ltd ABN 27 150 646 996 AFSL 416 146 (Metrics), the investment manager of the Trust. The information is of a general nature only and has been prepared without taking into account your objectives, financial situation or needs. Before making an investment decision, you should consider obtaining professional investment advice that takes into account your personal circumstances and should read the current product disclosure statement (PDS), Target Market Determination (TMD) and any ASX announcements of the Trust. The PDS for the Trust is available from [invest@metrics.com.au](mailto:invest@metrics.com.au) and the TMD is available at [www.metrics.com.au](http://www.metrics.com.au). Neither Perpetual nor Metrics guarantees repayment of capital or any particular rate of return from the Trust. All opinions and estimates included in this report constitute judgments of Metrics as at the date of the report and are subject to change without notice. Past performance is not a reliable indicator of future performance. Whilst Metrics believes the information contained in these materials are based on reliable information, no warranty is given to its accuracy and persons relying on this information do so at their own risk. To the extent permitted by law, no liability is accepted for any loss or damage as a result of any reliance on this information.