



Metrics Direct Income Fund

Fund Information

Fund
Metrics Direct Income Fund
ARSN 641 620 331; APRI EVO2608AU; ISIN AU60EVO26084

Responsible Entity
Equity Trustees Limited
ACN 004 031 298; AFSL 240 975

Manager
Metrics Credit Partners Pty Ltd (ACN 150 646 996; AFSL 416 146) (Metrics) is an alternative asset manager with expertise in fixed income, private credit, equity and capital markets and forms part of the Metrics Credit Holdings Pty Ltd (ACN 150 647 091) group, which collectively manages assets in excess of A\$30 billion.

Investment Objective
Provide monthly cash income*, low risk of capital loss and portfolio diversification by actively managing diversified loan portfolios and participating in Australia's bank-dominated corporate loan market.

Investment Strategy
Provide exposure reflecting activity in the Australian corporate loan market with diversification by borrower, industry and credit quality. Metrics seeks to implement active strategies designed to balance delivery of the Target Return, while preserving investor capital. The fund invests in the MCP Wholesale Investments Trust and may also hold units in the Metrics Master Income Trust (ASX: MXT) which are traded on the ASX.

Target Return
RBA Cash Rate +3.25% p.a. net of fees.

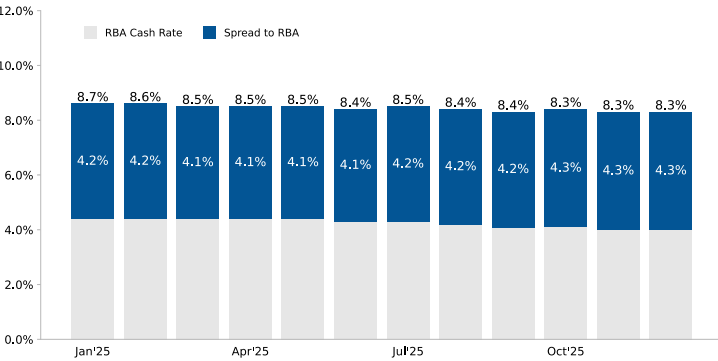
- Investment Highlights**
- ▶ Experienced and active management team with proven track record
 - ▶ Monthly cash income from floating rate Australian direct lending
 - ▶ Portfolio diversification in Australian corporate fixed income
 - ▶ Attractive fee structure

Fund Performance³

	1 MTH	3 MTH	1 YR	3 YR ⁴	5 YR ⁴	INCEP ^{4,5}
Net Return (%)	0.67	1.99	8.29	9.00	7.54	7.77
Target Return (%)	0.58	1.74	7.37	7.54	6.12	5.88
Distribution (%)	0.69	1.98	8.37	8.93	7.50	7.15
RBA Cash Rate (%)	0.31	0.91	3.95	4.12	2.74	2.51
Spread to RBA (%)	0.38	1.07	4.42	4.81	4.76	4.64

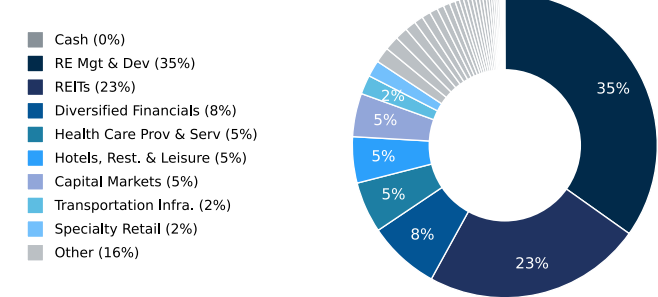
NOTE: Past performance is not a reliable indicator of future performance. Returns and distributions are based on NAV unit price, after taking into account all fees and costs. Returns are annualised if over one year. Returns over 1 month are compounded monthly. No allowance has been made for entry fees, expenses or taxation. Target Return: RBA Cash Rate + 3.25% p.a. net of fees. The Spread to RBA is based on the Fund Distribution Return. The Target Return is calculated by compounding the total RBA Cash Rate plus 3.25% p.a. monthly.

Trailing 12-Months Net Returns³

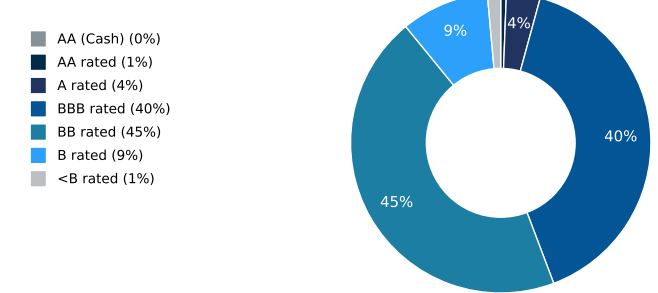


Portfolio Construction⁶

Industry Allocation⁷



Credit Quality⁸



Other Fund Settings

Number of Individual Investments ⁶	347
New / Exited Investments	10 / 15
Investment Grade (%) ⁸	44%
Interest Duration (days) ⁹	30
Credit Duration (years) ¹⁰	1.7

Unit Price¹

NAV (Unit) ²	\$1.0324
NAV ²	\$2.93b
Unit Pricing	Daily
Distributions	Monthly
Redemptions	Monthly

Platforms

AMP North	Asgard	Australian Money Market
BT Panorama	CFS FirstWrap	Clearstream
Dash	HUB24	Insignia eXpand
Macquarie Wrap**	Mason Stevens	Netwealth
Praemium	Powerwrap	

Research



Metrics Direct Income Fund

Fund Returns (Net)^{3,11}

(%)	JAN	FEB	MAR	APR	MAY	JUN	JUL	AUG	SEP	OCT	NOV	DEC	YTD
2025	0.66	0.61	0.68	0.68	0.73	0.68	0.70	0.67	0.62	0.66	0.65	0.67	7.99
2024	0.81	0.71	0.75	0.71	0.73	0.71	0.69	0.73	0.66	0.68	0.65	0.71	8.51
2023	0.81	0.68	0.69	0.71	0.75	0.68	0.95	0.93	0.76	0.88	0.76	0.87	9.48
2022	0.27	0.36	0.35	0.35	0.40	0.48	0.47	0.55	0.53	0.64	0.55	0.59	5.55
2021	0.13	0.43	0.72	0.24	0.77	0.42	0.37	0.44	0.25	0.47	0.25	0.47	4.95
2020							1.99	1.19	0.28	0.35	0.32	0.77	4.90

Distributions

(CENTS/UNIT)	JAN	FEB	MAR	APR	MAY	JUN	JUL	AUG	SEP	OCT	NOV	DEC	YTD
2025	0.74	0.64	0.70	0.68	0.78	0.71	0.69	0.69	0.67	0.67	0.65	0.71	8.33
2024	0.82	0.74	0.73	0.79	0.76	0.74	0.71	0.72	0.71	0.71	0.69	0.67	8.79
2023	0.75	0.68	0.75	0.74	0.78	0.79	0.82	0.88	0.79	0.85	0.80	0.85	9.48
2022	0.39	0.35	0.38	0.38	0.45	0.55	0.46	0.58	0.55	0.66	0.67	0.72	6.14
2021	0.37	0.32	0.52	0.32	0.63	0.40	0.38	0.34	0.33	0.36	0.38	0.39	4.76
2020							0.33	0.25	0.23	0.31	0.38	0.35	1.84

Past performance is not a reliable indicator of future performance.

Notes: * The payment of monthly cash income is a goal of MDIF only and neither the Manager nor the Responsible Entity provide any representation or warranty (either express or implied) in relation to the payment of any cash income. **Macquarie Wrap has restricted applications to the IDPS and Super menu while they undertake due diligence as part of their standard governance process. (1) As at close of business month end. (2) Ex-distribution. (3) RBA Cash Rate currently 360bps p.a. (4) Annualised. (5) Inception date 01 July 2020. (6) MDIF invests in underlying Metrics funds which engage in direct lending activities, metrics based on underlying funds. (7) MSCI and Standard & Poor's Global Industry Classification Standard. (8) Rated by Metrics including where not rated by public rating agencies. (9) Weighted average to next interest rate roll on underlying loans and cash. (10) Weighted average to final maturity on underlying loans and cash. (11) YTD returns are not compounded.

Enquiries

Unit Registry

1300 816 157

metrics@automicgroup.com.au

General

1300 010 311

invest@metrics.com.au



Metrics Direct Income Fund

Disclaimer

Equity Trustees Limited (Equity Trustees) ABN 46 004 031 298 | AFSL 240975, is the Responsible Entity for the Metrics Direct Income Fund ARSN 641 620 331 (the Fund). Equity Trustees is a subsidiary of EQT Holdings Limited ABN 22 607 797 615, a publicly listed company on the Australian Securities Exchange (ASX: EQT). The Investment Manager for the fund is Metrics Credit Partners Pty Ltd (Metrics) ABN 27 150 646 996 | AFSL 416 146.

The information provided is issued by Equity Trustees and has been prepared to provide you with general information only. In preparing this information, Equity Trustees did not take into account the investment objectives, financial situation or particular needs of any particular person. It is not intended to take the place of professional advice and you should not take action on specific issues in reliance on this information. Neither Equity Trustees, Metrics nor any of their related parties, their employees or directors, provide any warranty of currency, accuracy, completeness or reliability in relation to such information or accept any liability to any person who relies on it. Neither Equity Trustees nor Metrics guarantees repayment of capital or any particular rate of return from the Fund. All opinions and estimates included in this website constitute judgments of Metrics as at the date of website creation and are subject to change without notice. Past performance should not be taken as an indicator of future performance.

You should obtain and carefully consider in their entirety the current Product Disclosure Statement (PDS), Target Market Determination (TMD) and any updated information and continuous disclosure notices (Additional Disclosures) before making an investment decision in respect of the fund and assess whether the fund is appropriate given your objectives, financial situation or needs. If you require advice that takes into account your personal circumstances, you should consult a licensed or authorised financial adviser. The PDS, TMD and any Additional Disclosures are available at www.metrics.com.au/mdif.

Ratings

Zenith Investment Partners

The Zenith Investment Partners (ABN 27 103 132 672, AFS Licence 226872) ("Zenith") rating (Metrics Direct Income Fund (EVO2608AU) assigned 16 September 2025) referred to in this piece is limited to "General Advice" (s766B Corporations Act 2001) for Wholesale clients only. This advice has been prepared without taking into account the objectives, financial situation or needs of any individual, including target markets of financial products, where applicable, and is subject to change at any time without prior notice. It is not a specific recommendation to purchase, sell or hold the relevant product(s). Investors should seek independent financial advice before making an investment decision and should consider the appropriateness of this advice in light of their own objectives, financial situation and needs. Investors should obtain a copy of, and consider the PDS or offer document before making any decision and refer to the full Zenith Product Assessment available on the Zenith website. Past performance is not an indication of future performance. Zenith usually charges the product issuer, fund manager or related party to conduct Product Assessments. Full details regarding Zenith's methodology, ratings definitions and regulatory compliance are available on our Product Assessments and at zenithpartners.com.au/our-solutions/investment-research/regulatory-guidelines.

Bond Adviser

For all important information regarding BondAdviser Product Assessments please see the final page of the BondAdviser Fund Report or visit www.bondadviser.com.au.

Lonsec

The rating published on 09/2025 for the Metrics Direct Income Fund are issued by Lonsec Research Pty Ltd ABN 11 151 658 561 AFSL 421 445 (Lonsec Research). Ratings are general advice only and have been prepared without taking account of investors' objectives, financial situation or needs. Consider your personal circumstances, read the product disclosure statement and seek independent financial advice before investing. The rating is not a recommendation to purchase, sell or hold any product. Past performance information is not indicative of future performance. Ratings are subject to change without notice and Lonsec Research assumes no obligation to update. Lonsec Research uses objective criteria and receives a fee from the investment manager. Visit lonsec.com.au for ratings information and to access the full report. © 2025 Lonsec. All rights reserved.

Independent Investment Research

This research rating requires to be read with the full research report that can be found on the investment manager's website (or upon request) together with our full disclaimer that is found on the front cover of our research note. We require readers of our research note to obtain advice from their wealth manager before making any decisions with respect to the recommendation on this note. The note is not general advice, just financial information without having regard to the financial circumstances of the reader.