

December 2022

METRICS MASTER INCOME TRUST (ASX:MXT)



TRUST INFORMATION

Trust

Metrics Master Income Trust (MXT)
ARSN 620 465 090

Responsible Entity

The Trust Company (RE Services) Limited
ACN 003 278 831; AFSL 235 150

Manager

Metrics Credit Partners Pty Ltd (Metrics) ACN 150 646 996; AFSL 416 146. Metrics is an alternative asset manager with expertise in fixed income, private credit, equity and capital markets. Metrics has significant experience in corporate and institutional lending and currently manages assets in excess of \$14 billion.

Investment Objective

Provide monthly cash income, low risk of capital loss and portfolio diversification by actively managing diversified loan portfolios and participating in Australia's bank-dominated corporate loan market.

Investment Strategy

Provide exposure reflecting activity in the Australian corporate loan market with diversification by borrower, industry and credit quality. Metrics seeks to implement active strategies designed to balance delivery of the Target Return, while preserving investor capital.

Target Return

RBA Cash Rate +3.25% p.a. net of fees.

Investment Highlights

- Experienced and active management team with proven track record
- Monthly cash income* from floating rate Australian direct lending
- Portfolio diversification in Australian corporate fixed income
- Attractive fee structure and historically stable Net Asset Value (NAV) backing
- ASX market liquidity

UNIT PRICE AND NAV⁽¹⁾

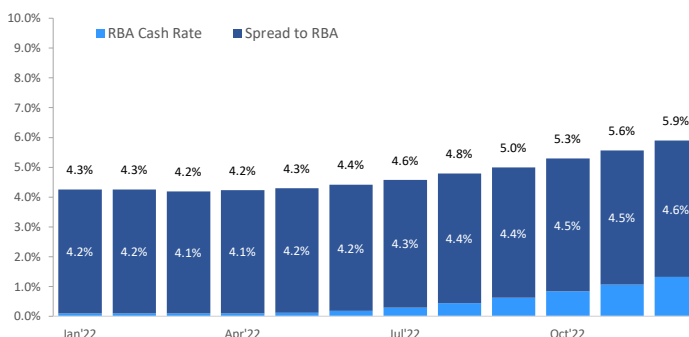
ASX Ticker Code	MXT
Price / NAV (share) ⁽²⁾	\$1.96 / \$2.00
Market Cap. / NAV ⁽²⁾	\$1.72b / \$1.76b
Unit Pricing	Daily
Distributions	Monthly

FUND PERFORMANCE

	1mth	3mth	1yr	3yr ⁽³⁾	5yr ⁽³⁾	Incep ⁽³⁾⁽⁴⁾
Net Return (%)	0.68	1.96	5.89	5.08	5.24	5.24
Target Return (%)	0.54	1.55	4.66	3.90	4.21	4.25
Distribution (%)	0.67	1.96	5.92	5.12	5.26	5.23
RBA Cash Rate (%)	0.26	0.72	1.32	0.58	0.88	0.91
Spread to RBA (%)	0.41	1.24	4.59	4.53	4.38	4.32

NOTE: Past performance is not a reliable indicator of future performance.
Assumes participation in Distribution Reinvestment Plan (DRP).
Target Return: RBA Cash Rate +3.25% p.a. net of fees.

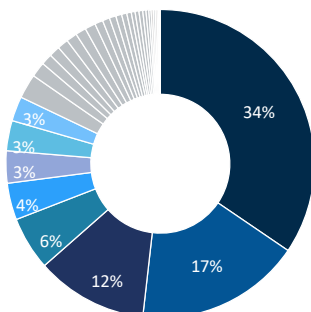
TRAILING 12-MONTHS RETURNS



PORTFOLIO CONSTRUCTION⁽⁵⁾

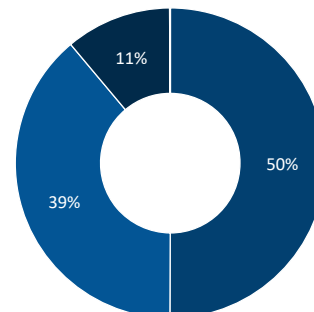
Industry Allocation⁽⁶⁾

- Cash
- Real Estate Investment Trusts
- Real Estate Mgt & Development
- Hotels, Restaurants & Leisure
- Health Care Providers & Services
- Capital Markets
- Transportation Infrastructure
- Diversified Financial Services
- Commercial Services & Supplies
- Other



Credit Quality⁽⁷⁾

- AA (Cash)
- A rated
- BBB rated
- BB rated
- < BB rated



OTHER FUND SETTINGS

Number of Individual Investments ⁽⁵⁾	309	Interest Duration (days) ⁽⁸⁾	37
Investment Grade (%) ⁽⁷⁾	50%	Credit Duration (years) ⁽⁹⁾	2.0

MONTHLY INVESTMENT ACTIVITY

New Investments	16
Exited Investments	10

PLATFORMS

AMP North	Asgard	CFS FirstWrap	Macquarie Wrap	Netwealth
AMP Portfolio Care	Ausmaq	HUB24	MLC Navigator	Præmium
AMP WealthView	BT Panorama	IOOF eXpand	MLC Wrap	

December 2022

METRICS MASTER INCOME TRUST (ASX:MXT)



FUND RETURNS (NET)⁽¹⁰⁾⁽¹¹⁾

(%)	Jan	Feb	Mar	Apr	May	Jun	Jul	Aug	Sep	Oct	Nov	Dec	YTD
2022	0.36	0.32	0.37	0.35	0.42	0.44	0.47	0.54	0.52	0.63	0.63	0.68	5.74
2021	0.33	0.33	0.43	0.31	0.36	0.32	0.31	0.34	0.34	0.34	0.37	0.38	4.14
2020	0.45	0.41	0.43	0.43	0.39	0.40	0.50	0.44	0.38	0.38	0.40	0.40	5.03
2019	0.48	0.47	0.54	0.54	0.52	0.33	0.43	0.43	0.38	0.42	0.42	0.43	5.41
2018	0.38	0.32	0.43	0.38	0.38	0.45	0.50	0.49	0.45	0.49	0.47	0.52	5.27
2017	-	-	-	-	-	-	-	-	-	0.46	0.35	0.41	1.23

DISTRIBUTIONS

(cents/Unit)	Jan	Feb	Mar	Apr	May	Jun	Jul	Aug	Sep	Oct	Nov	Dec	YTD
2022	0.74	0.67	0.72	0.72	0.86	0.90	0.87	1.11	1.05	1.26	1.28	1.35	11.53
2021	0.72	0.65	1.00	0.64	0.76	0.65	0.59	0.67	0.64	0.68	0.74	0.77	8.51
2020	1.05	0.85	0.86	0.89	0.79	0.87	0.86	0.87	0.72	0.74	0.79	0.70	9.98
2019	1.08	0.96	1.13	1.00	0.87	0.99	0.77	0.78	0.79	0.88	0.82	0.79	10.86
2018	0.81	0.73	0.81	0.78	0.81	0.93	0.91	0.96	0.79	0.90	1.20	0.89	10.52
2017	-	-	-	-	-	-	-	-	-	-	-	2.19	2.19

TOTAL RETURNS⁽¹²⁾

(%)	Jan	Feb	Mar	Apr	May	Jun	Jul	Aug	Sep	Oct	Nov	Dec	YTD
2022	(1.55)	0.83	(0.13)	0.36	(0.06)	(3.24)	1.71	1.06	(4.25)	0.63	3.54	0.93	(0.17)
2021	(1.12)	1.32	0.99	(0.17)	0.38	0.82	0.79	1.31	(0.65)	1.80	(1.07)	1.85	6.26
2020	(1.42)	(0.57)	(15.07)	12.28	(0.40)	(3.30)	7.08	2.77	0.87	0.37	0.90	2.86	6.38
2019	0.06	1.44	(2.28)	(0.96)	0.93	0.99	1.86	0.39	0.39	(0.53)	(0.08)	1.38	3.59
2018	0.89	(2.98)	0.40	2.37	(0.08)	1.44	0.46	0.48	0.39	0.93	1.08	0.92	6.30
2017	-	-	-	-	-	-	-	-	-	5.00	(1.43)	1.58	5.15

Notes: Past performance is not a reliable indicator of future performance. *The payment of monthly cash income is a goal of the Trust only and neither the Manager or the Responsible Entity provide any representation or warranty (whether express or implied) in relation to the payment of any monthly cash income. (1) As at close of business month end (2) Ex-distribution (3) Annualised (4) IPO October 2017 (5) MXT invests in underlying Metrics funds which engage in direct lending activities, metrics based on underlying funds (6) MSCI and Standard & Poor's Global Industry Classification Standard (7) Rated by Metrics including where not rated by public rating agencies (8) Weighted average to next interest rate roll on underlying loans and cash (9) Weighted average to final maturity on underlying loans and cash (10) Where last day of the month is a non business day returns based on estimated unit price at month end (11) RBA reduced cash rate by 50 bps in March 2020, 15 bps in November 2020, increased rate by 25bps in May 2022, 50bps in June 2022, 50bps in July 2022, 50bps in August 2022, 50bps in September 2022, 25bps in October 2022, 25 bps in November 2022 and 25bps in December 2022 (to 310 bps p.a.) (12) Calculation includes monthly change in traded unit price plus distributions.

ENQUIRIES

General

1300 010 311

invest@metrics.com.au

metrics.com.au

Unit Registry

1300 816 157

metrics@automicgroup.com.au

DISCLAIMER The Trust Company (RE Services) Limited ABN 45 003 278 831 AFSL 235 150 (Perpetual) is the responsible entity of Metrics Master Income Trust (the Trust). This monthly report is authorised for release by Perpetual and has been prepared by Metrics Credit Partners Pty Ltd ABN 27 150 646 996 AFSL 416 146 (Metrics), the investment manager of the Trust. The information is of a general nature only and has been prepared without taking into account your objectives, financial situation or needs. Before making an investment decision, you should consider obtaining professional investment advice that takes into account your personal circumstances and should read the current product disclosure statement (PDS), Target Market Determination (TMD) and any ASX announcements of the Trust. The PDS for the Trust is available from invest@metrics.com.au and the TMD for the Trust is available at www.metrics.com.au. Neither Perpetual nor Metrics guarantees repayment of capital or any particular rate of return from the Trust. All opinions and estimates included in this report constitute judgments of Metrics as at the date of the report and are subject to change without notice. Past performance is not a reliable indicator of future performance. Whilst Metrics believes the information contained in these materials are based on reliable information, no warranty is given to its accuracy and persons relying on this information do so at their own risk. To the extent permitted by law, no liability is accepted for any loss or damage as a result of any reliance on this information.