

October 2022

METRICS MASTER INCOME TRUST (ASX:MXT)



TRUST INFORMATION

Trust

Metrics Master Income Trust (MXT)
ARSN 620 465 090

Responsible Entity

The Trust Company (RE Services) Limited
ACN 003 278 831; AFSL 235 150

Manager

Metrics Credit Partners Pty Ltd (Metrics) ACN 150 646 996; AFSL 416 146. Metrics is an alternative asset manager with expertise in fixed income, private credit, equity and capital markets. Metrics has significant experience in corporate and institutional lending and currently manages assets in excess of \$13 billion.

Investment Objective

Provide monthly cash income, low risk of capital loss and portfolio diversification by actively managing diversified loan portfolios and participating in Australia's bank-dominated corporate loan market.

Investment Strategy

Provide exposure reflecting activity in the Australian corporate loan market with diversification by borrower, industry and credit quality. Metrics seeks to implement active strategies designed to balance delivery of the Target Return, while preserving investor capital.

Target Return

RBA Cash Rate +3.25% pa net of fees.

Investment Highlights

- Experienced and active management team with proven track record
- Monthly cash income* from floating rate Australian direct lending
- Portfolio diversification in Australian corporate fixed income
- Attractive fee structure and historically stable Net Asset Value (NAV) backing
- ASX market liquidity

UNIT PRICE AND NAV⁽¹⁾

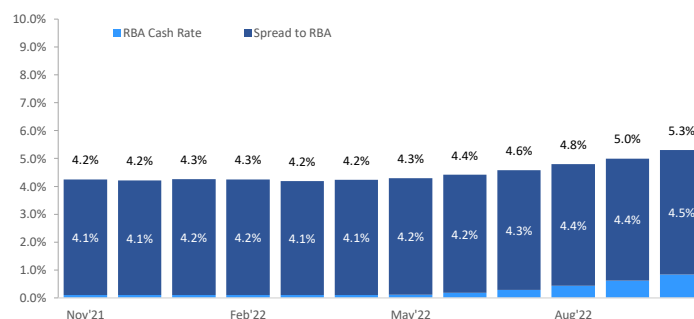
ASX Ticker Code	MXT
Price / NAV (share) ⁽²⁾	\$1.90 / \$2.00
Market Cap. / NAV ⁽²⁾	\$1.67b / \$1.76b
Unit Pricing	Daily
Distributions	Monthly

FUND PERFORMANCE

	1mth	3mth	1yr	3yr ⁽³⁾	5yr ⁽³⁾	Incep ⁽³⁾⁽⁴⁾
Net Return (%)	0.63	1.71	5.30	4.92	5.12	5.14
RBA Cash Rate (%)	0.22	0.57	0.84	0.46	0.83	0.85
Distribution (%)	0.63	1.72	5.33	4.94	5.21	5.14
Spread to RBA (%)	0.41	1.15	4.49	4.48	4.38	4.29

NOTE: Past performance is not a reliable indicator of future performance.
Assumes participation in Distribution Reinvestment Plan (DRP).

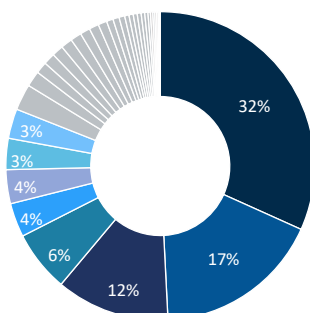
TRAILING 12-MONTHS RETURNS



PORTFOLIO CONSTRUCTION⁽⁵⁾

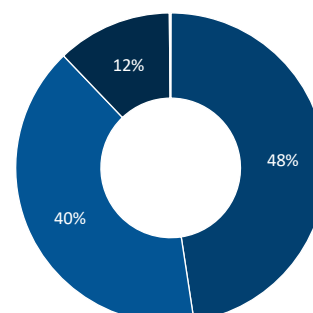
Industry Allocation⁽⁶⁾

- Cash
- Real Estate Investment Trusts
- Real Estate Mgt & Development
- Hotels, Restaurants & Leisure
- Health Care Providers & Services
- Diversified Financial Services
- Transportation Infrastructure
- Capital Markets
- Professional Services
- Other



Credit Quality⁽⁷⁾

- AA (Cash)
- A rated
- BBB rated
- BB rated
- < BB rated



OTHER FUND SETTINGS

Number of Individual Investments ⁽⁵⁾	302	Interest Duration (days) ⁽⁸⁾	39
Investment Grade (%) ⁽⁷⁾	48%	Credit Duration (years) ⁽⁹⁾	2.1

MONTHLY INVESTMENT ACTIVITY

New Investments	13
Exited Investments	3

PLATFORMS

AMP North	Asgard	CFS FirstWrap	Macquarie Wrap	Netwealth
AMP Portfolio Care	Ausmaq	HUB24	MLC Navigator	Præmium
AMP WealthView	BT Panorama	IOOF eXpand	MLC Wrap	

October 2022

METRICS MASTER INCOME TRUST (ASX:MXT)



FUND RETURNS (NET)⁽¹⁰⁾⁽¹¹⁾

(%)	Jan	Feb	Mar	Apr	May	Jun	Jul	Aug	Sep	Oct	Nov	Dec	YTD
2022	0.36	0.32	0.37	0.35	0.42	0.44	0.47	0.54	0.52	0.63			4.43
2021	0.33	0.33	0.43	0.31	0.36	0.32	0.31	0.34	0.34	0.34	0.37	0.38	4.14
2020	0.45	0.41	0.43	0.43	0.39	0.40	0.50	0.44	0.38	0.38	0.40	0.40	5.03
2019	0.48	0.47	0.54	0.54	0.52	0.33	0.43	0.43	0.38	0.42	0.42	0.43	5.41
2018	0.38	0.32	0.43	0.38	0.38	0.45	0.50	0.49	0.45	0.49	0.47	0.52	5.27
2017	-	-	-	-	-	-	-	-	-	0.46	0.35	0.41	1.23

DISTRIBUTIONS

(cents/Unit)	Jan	Feb	Mar	Apr	May	Jun	Jul	Aug	Sep	Oct	Nov	Dec	YTD
2022	0.74	0.67	0.72	0.72	0.86	0.90	0.87	1.11	1.05	1.26			8.90
2021	0.72	0.65	1.00	0.64	0.76	0.65	0.59	0.67	0.64	0.68	0.74	0.77	8.51
2020	1.05	0.85	0.86	0.89	0.79	0.87	0.86	0.87	0.72	0.74	0.79	0.70	9.98
2019	1.08	0.96	1.13	1.00	0.87	0.99	0.77	0.78	0.79	0.88	0.82	0.79	10.86
2018	0.81	0.73	0.81	0.78	0.81	0.93	0.91	0.96	0.79	0.90	1.20	0.89	10.52
2017	-	-	-	-	-	-	-	-	-	-	-	2.19	2.19

TOTAL RETURNS⁽¹²⁾

(%)	Jan	Feb	Mar	Apr	May	Jun	Jul	Aug	Sep	Oct	Nov	Dec	YTD
2022	(1.55)	0.83	(0.13)	0.36	(0.06)	(3.24)	1.71	1.06	(4.25)	0.63			(4.65)
2021	(1.12)	1.32	0.99	(0.17)	0.38	0.82	0.79	1.31	(0.65)	1.80	(1.07)	1.85	6.26
2020	(1.42)	(0.57)	(15.07)	12.28	(0.40)	(3.30)	7.08	2.77	0.87	0.37	0.90	2.86	6.38
2019	0.06	1.44	(2.28)	(0.96)	0.93	0.99	1.86	0.39	0.39	(0.53)	(0.08)	1.38	3.59
2018	0.89	(2.98)	0.40	2.37	(0.08)	1.44	0.46	0.48	0.39	0.93	1.08	0.92	6.30
2017	-	-	-	-	-	-	-	-	-	5.00	(1.43)	1.58	5.15

Notes: Past performance is not a reliable indicator of future performance. *The payment of monthly cash income is a goal of the Trust only and neither the Manager or the Responsible Entity provide any representation or warranty (whether express or implied) in relation to the payment of any monthly cash income. (1) As at close of business month end (2) Ex-distribution (3) Annualised (4) IPO October 2017 (5) MXT invests in underlying Metrics funds which engage in direct lending activities, metrics based on underlying funds (6) MSCI and Standard & Poor's Global Industry Classification Standard (7) Rated by Metrics including where not rated by public rating agencies (8) Weighted average to next interest rate roll on underlying loans and cash (9) Weighted average to final maturity on underlying loans and cash (10) Where last day of the month is a non business day returns based on estimated unit price at month end (11) RBA reduced cash rate by 50 bps in March 2020, 15 bps in November 2020, increased rate by 25bps in May 2022, 50bps in June 2022, 50bps in July 2022, 50bps in August 2022, 50bps in September 2022 and 25bps in October 2022 (to 260 bps p.a.) (12) Calculation includes monthly change in traded unit price plus distributions.

ENQUIRIES

General

1300 010 311

invest@metrics.com.au

metrics.com.au

Unit Registry

1300 816 157

metrics@automicgroup.com.au

DISCLAIMER The Trust Company (RE Services) Limited ABN 45 003 278 831 AFSL 235 150 (Perpetual) is the responsible entity of Metrics Master Income Trust (the Trust). This monthly report is authorised for release by Perpetual and has been prepared by Metrics Credit Partners Pty Ltd ABN 27 150 646 996 AFSL 416 146 (Metrics), the investment manager of the Trust. The information is of a general nature only and has been prepared without taking into account your objectives, financial situation or needs. Before making an investment decision, you should consider obtaining professional investment advice that takes into account your personal circumstances and should read the current product disclosure statement (PDS), Target Market Determination (TMD) and any ASX announcements of the Trust. The PDS for the Trust is available from invest@metrics.com.au and the TMD for the Trust is available at www.metrics.com.au. Neither Perpetual nor Metrics guarantees repayment of capital or any particular rate of return from the Trust. All opinions and estimates included in this report constitute judgments of Metrics as at the date of the report and are subject to change without notice. Past performance is not a reliable indicator of future performance. Whilst Metrics believes the information contained in these materials are based on reliable information, no warranty is given to its accuracy and persons relying on this information do so at their own risk. To the extent permitted by law, no liability is accepted for any loss or damage as a result of any reliance on this information.

CONTACT DETAILS

ABOUT METRICS CREDIT PARTNERS

Metrics is an alternative asset manager with expertise in fixed income, private credit, equity and capital markets. Metrics has significant experience in corporate and institutional lending and currently manages assets in excess of \$13 billion. Metrics Investment Team is comprised of senior and experienced market specialists with on average 30 years' experience investing in and managing corporate debt assets (loans, bonds and associated products). Metrics has the capability to support investors looking to access corporate debt including listed and unlisted corporates, infrastructure, leveraged & acquisition and property debt, across the entire credit spectrum.

PINNACLE INVESTMENT MANAGEMENT (Distribution)

Andrew Chambers

+61 3 9044 1100

+61 439 705 669

andrew.chambers@pinnacleinvestment.com

Megan Jenner

+61 2 8970 7724

+61 484 327 277

megan.jenner@pinnacleinvestment.com

James Richards

+61 2 8970 7751

+61 422 652 901

james.richards@pinnacleinvestment.com

Nina Redfern

+61 2 8970 7728

+61 435 952 078

nina.redfern@pinnacleinvestment.com

Wes Campbell

+61 3 9044 1104

+61 438 360 869

wes.campbell@pinnacleinvestment.com

www.pinnacleinvestment.com.au

METRICS CREDIT PARTNERS

Justin Hynes

+61 439 457 256

justin.hynes@metrics.com.au

Andrew Lockhart

+61 410 544 684

andrew.lockhart@metrics.com.au

GPO Box 3491

Sydney NSW 2001

www.metrics.com.au

Andrew Tremain

+61 418 747 439

andrew.tremain@metrics.com.au

Graham McNamara

+61 403 067 008

graham.mcnamara@metrics.com.au

External Relations

externalrelations@metrics.com.au

DISCLAIMER

Purpose

This document has been prepared by Metrics Credit Partners Pty Ltd AFSL 416146 (Metrics) on a confidential basis for distribution only to professional and sophisticated investors in Australia whose ordinary business is to buy or sell investments of the type described in this document in circumstances where disclosure is not required to be made to investors under the Corporations Act 2001 (Cth) ("Corporations Act"). It is not intended for, and should not be distributed to, any other person and it must not be distributed to any person who is a retail client for the purpose of the Corporations Act or to any person outside of Australia. This document is not a Product Disclosure Statement or Prospectus required to be lodged with the Australian Securities and Investments Commission in accordance with the Corporations Act and it does not contain all of the information that such a Product Disclosure Statement or Prospectus is required to contain or that an offer document for the products described herein would contain. It is not an offer of interests in respect of any financial product.

Fund Information

Terms and service providers in respect of the Metrics Credit Partners Diversified Australian Senior Loan Fund, the Metrics Credit Partners Secured Private Debt Fund, the MCP Real Estate Debt Fund, the MCP Secured Private Debt Fund II, the MCP Credit Trust and the MCP Wholesale Investments Trust are current as at the date of this document and are subject to change without notice.

Responsibility for Information

Metrics has prepared this document from sources it believes to be correct and based on the information available to it and the facts and circumstances in existence as at the date of this document. Neither Metrics nor any of its related entities, associates, officers, employees or agents make any representation or warranty, express or implied as to or assume any responsibility or liability for the authenticity, origin, validity, accuracy or completeness of any information, statement or opinion contained in this document or in any accompanying, previous or subsequent material or presentation. To the maximum extent permitted by law, Metrics and each of its related entities, associates, officers, employees or agents disclaims all and any responsibility or liability for any loss or damage which may be suffered by any person relying upon any information contained in, or any omissions from, this document.

Reliance

This document has been prepared without taking into account any particular person's objectives, financial situation or needs; does not purport to identify the nature of specific market or other risks associated with any investments described within it; and does not constitute any legal, taxation, investment or accounting advice. All information in this document is indicative, is based on certain assumptions and current market conditions and is subject to change without notice. No information contained in this document constitutes a prediction or forecast as to the performance of any investments. Any historical information contained in this document is provided by way of illustration only, past performance is not a guide to future performance and actual performance may differ materially. Assumptions upon which financial illustrations are based may differ from actual circumstances. No reliance should be placed on the information in this document and any investment decision should be based only on the information in final offer documents and the purchaser's own due diligence, inquiry, assessment and advice in respect of the products and investments described herein.

Confidential

This document and all of the information contained in it must not be disclosed to any person or replicated in any form without the prior written consent of Metrics.