

TRUST INFORMATION

Trust

MCP Master Income Trust (MXT)
ARSN 620 465 090

Responsible Entity

The Trust Company (RE Services) Limited
ACN 003 278 831; AFSL 235 150

Manager

Metrics Credit Partners Pty Ltd (Metrics) ACN 150 646 996; AFSL 416 146. Metrics is an alternative asset manager with expertise in fixed income, private credit, equity and capital markets. Metrics has significant experience in corporate and institutional lending and currently manages assets in excess of \$5 billion.

Investment Objective

Provide monthly cash income, low risk of capital loss and portfolio diversification by actively managing diversified loan portfolios and participating in Australia's bank-dominated corporate loan market.

Investment Strategy

Provide exposure reflecting activity in the Australian corporate loan market with diversification by borrower, industry and credit quality. Metrics seeks to implement active strategies designed to balance delivery of the Target Return, while preserving investor capital.

Target Return

RBA Cash Rate +3.25% pa net of fees.

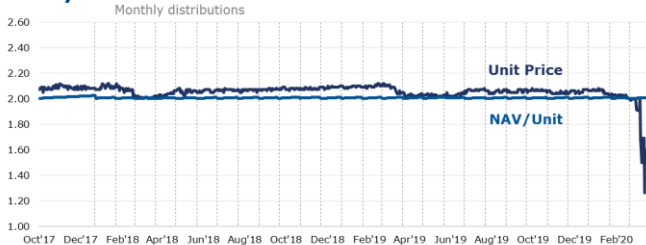
Investment Highlights

- Experienced and active management team with proven track record
- Monthly cash income from floating rate Australian direct lending
- Attractive risk-adjusted returns from a diversified portfolio
- Portfolio diversification in Australian corporate fixed income
- Attractive fee structure and stable Net Asset Value (NAV) backing

UNIT PRICE AND NAV⁽¹⁾

ASX Ticker Code	MXT
Price / NAV (unit) ⁽²⁾	\$1.69 / \$2.00
Market Cap. / NAV ⁽²⁾	\$1.08b / \$1.28b
Unit Pricing	Daily
Distributions	Monthly
Website	metrics.com.au
Follow us on LinkedIn 	

NAV/UNIT AND UNIT PRICE PERFORMANCE



NOTE: Entitlement Offer announced February 2018, April 2019 and January 2020.

FUND PERFORMANCE

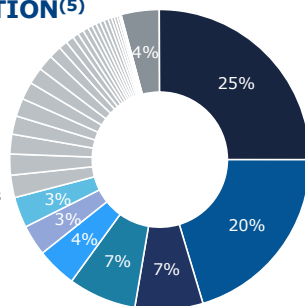
	1mth	1yr	3yr ⁽³⁾	5yr ⁽³⁾	Incep ⁽³⁾⁽⁴⁾
Net Return (%)	0.43	5.35	-	-	5.44
RBA Cash Rate (%)	0.04	0.96	-	-	1.29
Distribution (%)	0.43	5.35	-	-	5.42
Spread to RBA (%)	0.39	4.39	-	-	4.13

NOTE: Past performance is not a reliable indicator of future performance. Assumes participation in Distribution Reinvestment Plan (DRP).

PORTFOLIO CONSTRUCTION⁽⁵⁾

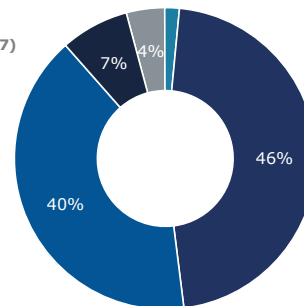
Industry Allocation⁽⁶⁾

- Cash
- Real Estate Mgt & Development
- Real Estate Investment Trusts
- Hotels, Restaurants & Leisure
- Health Care Providers & Services
- Transportation Infrastructure
- Road & Rails
- Oil, Gas & Consumable Fuels
- Other



Credit Quality⁽⁷⁾

- AA (Cash)
- A rated
- BBB rated
- BB rated
- < BB rated



OTHER FUND SETTINGS

Number of Individual Investments ⁽⁵⁾	146	Interest Duration (days) ⁽⁸⁾	41
Investment Grade (%) ⁽⁷⁾	52%	Credit Duration (years) ⁽⁹⁾	2.6

MONTHLY INVESTMENT ACTIVITY

New Investments	4
Exited Investments	1

RESEARCH



PLATFORMS

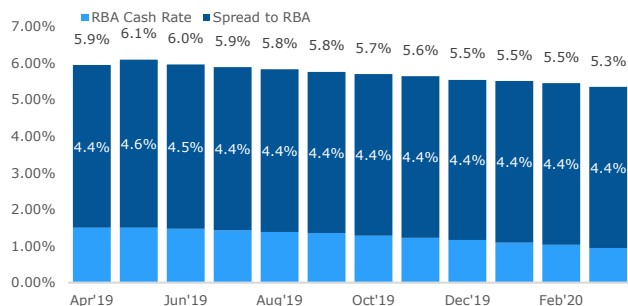
AMP North	AMP PortfolioCare	Asgard	BT Panorama
BT Wrap	CFS FirstWrap	HUB24	IOOF
Macquarie Wrap	MLC Navigator	MLC Wrap	Netwealth

March 2020

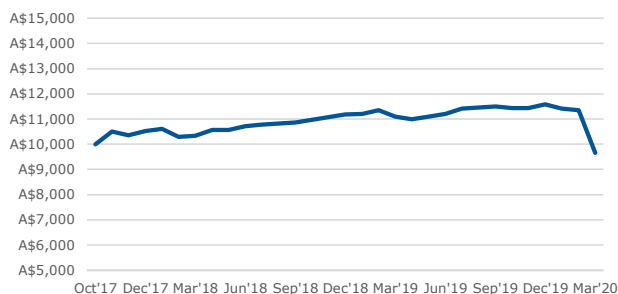
MCP MASTER INCOME TRUST



TRAILING 12-MONTHS RETURNS



GROWTH OF \$10,000 SINCE INCEPTION⁽¹⁰⁾



FUND RETURNS (NET)⁽¹¹⁾⁽¹²⁾

(%)	Jan	Feb	Mar	Apr	May	Jun	Jul	Aug	Sep	Oct	Nov	Dec	YTD
2020	0.45	0.41	0.43										1.30
2019	0.48	0.47	0.54	0.54	0.52	0.33	0.43	0.43	0.38	0.42	0.42	0.43	5.41
2018	0.38	0.32	0.43	0.38	0.38	0.45	0.50	0.49	0.45	0.49	0.47	0.52	5.27
2017	-	-	-	-	-	-	-	-	-	0.46	0.35	0.41	1.23

DISTRIBUTIONS

(cents/Unit)	Jan	Feb	Mar	Apr	May	Jun	Jul	Aug	Sep	Oct	Nov	Dec	YTD
2020	1.05	0.85	0.86										2.76
2019	1.08	0.96	1.13	1.00	0.87	0.99	0.77	0.78	0.79	0.88	0.82	0.79	10.86
2018	0.81	0.73	0.81	0.78	0.81	0.93	0.91	0.96	0.79	0.90	1.20	0.89	10.52
2017	-	-	-	-	-	-	-	-	-	-	-	2.19	2.19

TOTAL RETURNS⁽¹³⁾

(%)	Jan	Feb	Mar	Apr	May	Jun	Jul	Aug	Sep	Oct	Nov	Dec	YTD
2020	(1.42)	(0.57)	(15.07)										(17.05)
2019	0.06	1.44	(2.28)	(0.96)	0.93	0.99	1.86	0.39	0.39	(0.53)	(0.08)	1.38	3.59
2018	0.89	(2.98)	0.40	2.37	(0.08)	1.44	0.46	0.48	0.39	0.93	1.08	0.92	6.30
2017										5.00	(1.43)	1.58	5.15

Notes: Past performance is not a reliable indicator of future performance. (1) As at close of business month end (2) Ex-distribution (3) Annualised (4) IPO October 2017 (5) MXT invests in underlying Metrics funds which engage in direct lending activities (6) MSCI and Standard & Poor's Global Industry Classification Standard (7) Rated by Metrics including where not rated by public rating agencies (8) Weighted average to next interest rate roll on underlying loans and cash (9) Weighted average to final maturity on underlying loans and cash (10) Assumes participation in the dividend reinvestment plan and incorporates market movements (11) Where last day of the month is a non business day returns based on estimated unit price at month end (12) RBA reduced cash rate by 25 bps in June 2019, 25 bps in July 2019, 25 bps in October 2019 and 50 bps in March 2020 (to 25 bps p.a.) (13) Calculation includes monthly change in traded unit price plus distributions

ENQUIRIES

General P 1300 010 311 E invest@metrics.com.au

Unit registry P 1300 816 157 E metrics@automicgroup.com.au

DISCLAIMER The Trust Company (RE Services) Limited ABN 45 003 278 831 AFSL 235 150 (Perpetual) is the responsible entity of MCP Master Income Trust (the Trust). This monthly report is issued by Perpetual and has been prepared by Metrics Credit Partners Pty Ltd ABN 27 150 646 996 AFSL 416 146 (Metrics), the investment manager of the Trust. The information is of a general nature only and has been prepared without taking into account your objectives, financial situation or needs. Before making an investment decision, you should consider obtaining professional investment advice that takes into account your personal circumstances and should read the current product disclosure statement (PDS) of the Trust. The PDS for the Trust is available from invest@metrics.com.au. Neither Perpetual nor Metrics guarantees repayment of capital or any particular rate of return from the Trust. All opinions and estimates included in this report constitute judgments of Metrics as at the date of the report and are subject to change without notice. Past performance is not a reliable indicator of future performance. Whilst Metrics believes the information contained in these materials are based on reliable information, no warranty is given to its accuracy and persons relying on this information do so at their own risk. To the extent permitted by law, no liability is accepted for any loss or damage as a result of any reliance on this information.

The Zenith Investment Partners ('Zenith') Australian Financial Services License No. 226872 rating (assigned May 2019) referred to in this document is limited to "General Advice" (s766B Corporations Act 2001) for Wholesale clients only. This advice has been prepared without taking into account the objectives, financial situation or needs of any individual and is subject to change at any time without prior notice. It is not a specific recommendation to purchase, sell or hold the relevant product(s). Investors should seek independent financial advice before making an investment decision and should consider the appropriateness of this advice in light of their own objectives, financial situation and needs. Investors should obtain a copy of, and consider the PDS or offer document before making any decision and refer to the full Zenith Product Assessment available on the Zenith website. Past performance is not an indication of future performance. Zenith usually charges the product issuer, fund manager or related party to conduct Product Assessments. Full details regarding Zenith's methodology, ratings definitions and regulatory compliance are available on our Product Assessments and at <https://www.zenithpartners.com.au/regulatory-guidelines-funds-research>

BondAdviser has acted on information provided to it and our research is subject to change based on legal offering documents. This research is for informational purposes only. This information discusses general market activity, industry or sector trends, or other broad-based economic, market or political conditions and should not be construed as investment advice. The content of this report is not intended to provide financial product advice and must not be relied upon as such. The statements and/or recommendations on this Report are our opinions only. We do not explicitly or implicitly recommend or suggest an investment strategy of any kind. Neither the accuracy of that data nor the methodology used to produce the report can be guaranteed or warranted. We have taken all reasonable steps to ensure that any opinion or recommendation is based on reasonable grounds. The data generated by the research is based on methodology that has limitations; and some of the information in the reports is based on information from third parties. Full details regarding BondAdvisers methodology and regulatory compliance are available on our website at <https://www.bondadviser.com.au/documents-and-links>

Independent Investment Research ('IIR') rating ascribed needs to be read together with the IIR disclaimer and the full report